



Key highlights

Environmental performance

Aggregate direct and indirect energy-related emissions, mt of CO₂




Energy intensity of Russian Railways' operations, kJ / virtual tcm net




Share of production and consumption waste sent to landfills, %



Changes in water use, million cu m




Installation of noise protection screens, km

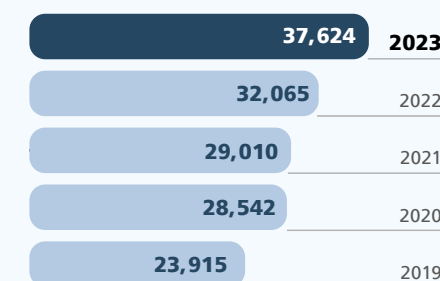


Social performance

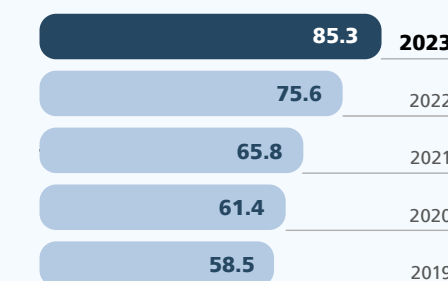
Employees who completed training, thousand people




Occupational safety expenses, RUB m




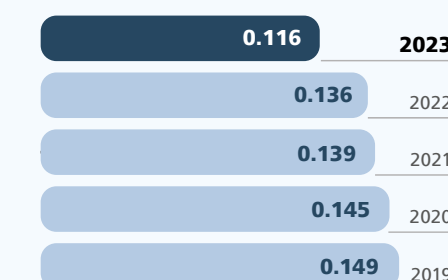
Average wages, RUB '000



Number of workplaces with improved working conditions, '000



Evolution of workplace injury frequency rate¹



¹ Data based on Federal Statistical Observation Form No. 7 (Injuries): Occupational Injury and Occupational Disease Data (in line with the instructions on the completion of federal statistical observation forms).